



Schmidt Padilla, Carlos (POL SCI 1 DIS 111 INTRO AMERICAN POL) - Fa 2017 (Instructor Version)

Fall 2017 Evaluations

Project Audience 26

Responses Received 19

Response Ratio 73.08%

Subject Details

| | |
|------------------------|--------------------------------------|
| Name | POL SCI 1 DIS 111 INTRO AMERICAN POL |
| DEPT_NAME | POL SCI |
| DEPT_FORM | POL SCI |
| EVALUATION_TYPE | G |
| First Name | Carlos |
| Last Name | Schmidt Padilla |

Creation Date Fri, Dec 22, 2017

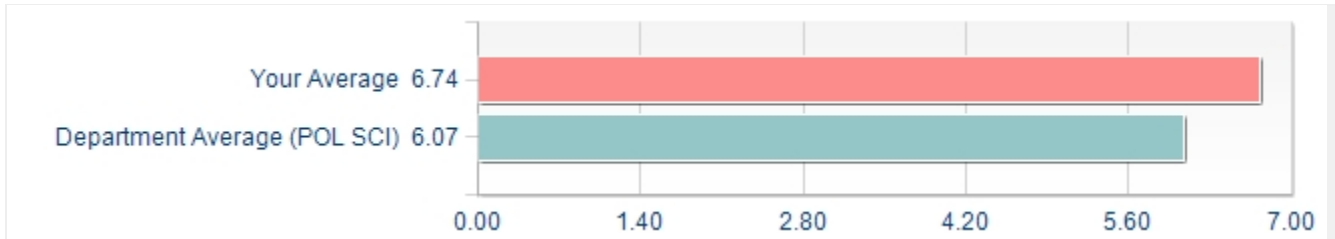


FOR YOUR INFORMATION: Please note that "Department Average" for each rating question is calculated using all sections in your department. This may include both Faculty and GSIs depending on whether the department has selected a question item to be used for both.

RATING QUESTIONS (QUANTITATIVE)

UNIVERSITY WIDE QUESTIONS: The quantitative items in this section are asked across all courses at Berkeley.

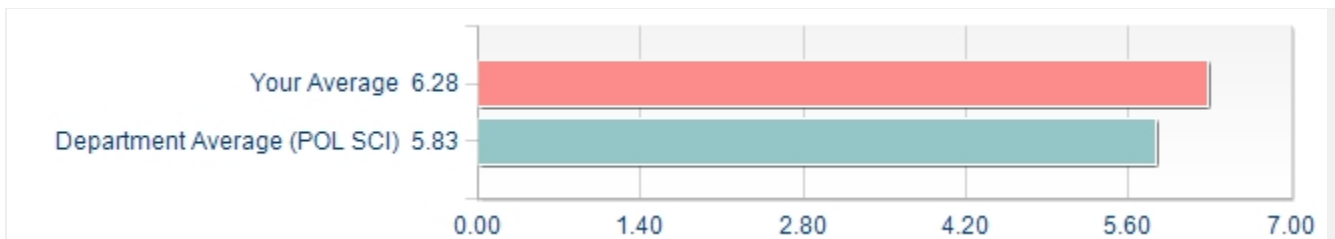
Considering both the limitations and possibilities of the subject matter and the course, how would you rate the overall effectiveness of this graduate student instructor?



| Options | Count | Percentage |
|------------------------|-------|------------|
| 1-Not at all Effective | 0 | 0.00% |
| 2 | 0 | 0.00% |
| 3 | 0 | 0.00% |
| 4-Moderately Effective | 0 | 0.00% |
| 5 | 0 | 0.00% |
| 6 | 5 | 26.32% |
| 7-Extremely Effective | 14 | 73.68% |

| Statistics | Value |
|--------------------|-------|
| Response Count | 19 |
| Mean | 6.74 |
| Median | 7.00 |
| Standard Deviation | 0.45 |

Considering both the limitations and possibilities of the subject matter and the course, how would you rate the overall effectiveness of this course?

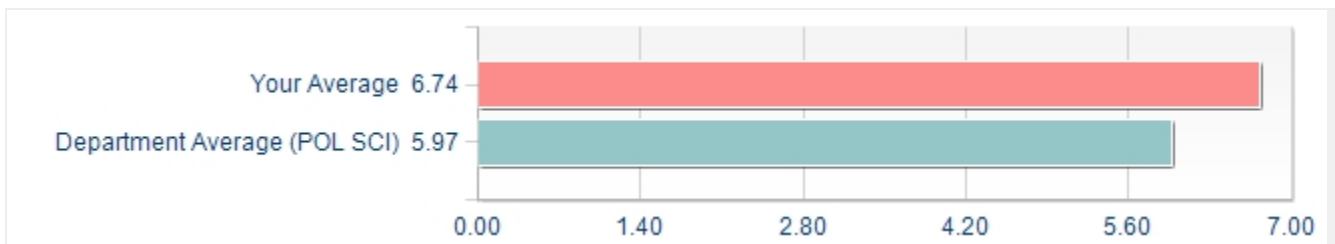


| Options | Count | Percentage |
|------------------------|-------|------------|
| 1-Not at all Effective | 0 | 0.00% |
| 2 | 0 | 0.00% |
| 3 | 0 | 0.00% |
| 4-Moderately Effective | 0 | 0.00% |
| 5 | 2 | 11.11% |
| 6 | 9 | 50.00% |
| 7-Extremely Effective | 7 | 38.89% |

| Statistics | Value |
|--------------------|-------|
| Response Count | 18 |
| Mean | 6.28 |
| Median | 6.00 |
| Standard Deviation | 0.67 |

DEPARTMENT PROVIDED RATING QUESTIONS: Questions in this section were selected by your department for inclusion on this evaluation.

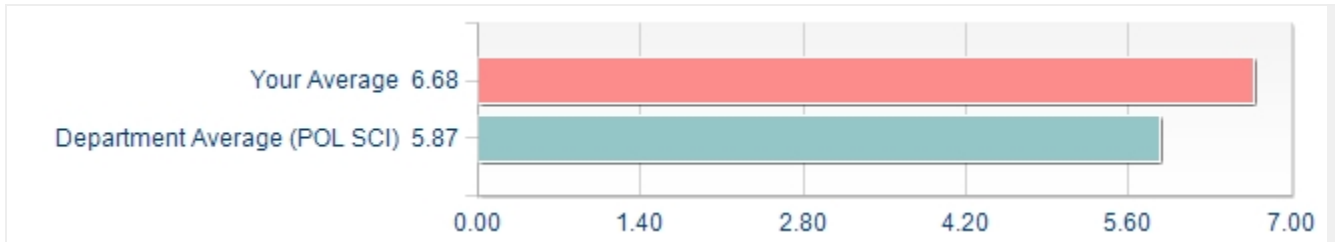
The instructor presented content in an organized manner



| Options | Count | Percentage |
|--------------|-------|------------|
| 1-Not at all | 0 | 0.00% |
| 2 | 0 | 0.00% |
| 3 | 0 | 0.00% |
| 4-Somewhat | 0 | 0.00% |
| 5 | 0 | 0.00% |
| 6 | 5 | 26.32% |
| 7-Very | 14 | 73.68% |

| Statistics | Value |
|--------------------|-------|
| Response Count | 19 |
| Mean | 6.74 |
| Median | 7.00 |
| Standard Deviation | 0.45 |

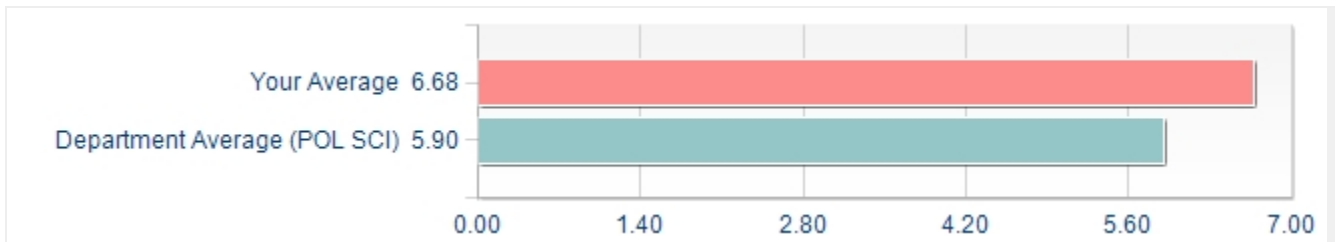
The instructor explained concepts clearly



| Options | Count | Percentage |
|--------------|-------|------------|
| 1-Not at all | 0 | 0.00% |
| 2 | 0 | 0.00% |
| 3 | 0 | 0.00% |
| 4-Somewhat | 0 | 0.00% |
| 5 | 1 | 5.26% |
| 6 | 4 | 21.05% |
| 7-Very | 14 | 73.68% |

| Statistics | Value |
|--------------------|-------|
| Response Count | 19 |
| Mean | 6.68 |
| Median | 7.00 |
| Standard Deviation | 0.58 |

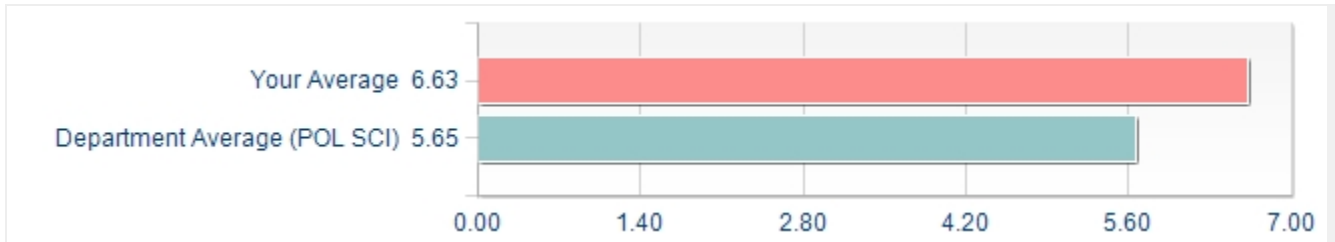
The instructor was helpful when I had difficulties or questions



| Options | Count | Percentage |
|--------------|-------|------------|
| 1-Not at all | 0 | 0.00% |
| 2 | 0 | 0.00% |
| 3 | 0 | 0.00% |
| 4-Somewhat | 0 | 0.00% |
| 5 | 0 | 0.00% |
| 6 | 6 | 31.58% |
| 7-Very | 13 | 68.42% |

| Statistics | Value |
|--------------------|-------|
| Response Count | 19 |
| Mean | 6.68 |
| Median | 7.00 |
| Standard Deviation | 0.48 |

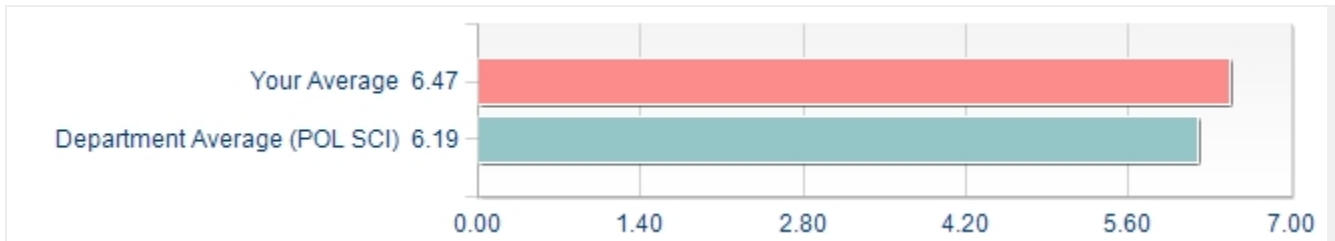
The instructor provided clear constructive feedback



| Options | Count | Percentage |
|--------------|-------|------------|
| 1-Not at all | 0 | 0.00% |
| 2 | 0 | 0.00% |
| 3 | 0 | 0.00% |
| 4-Somewhat | 0 | 0.00% |
| 5 | 2 | 10.53% |
| 6 | 3 | 15.79% |
| 7-Very | 14 | 73.68% |

| Statistics | Value |
|--------------------|-------|
| Response Count | 19 |
| Mean | 6.63 |
| Median | 7.00 |
| Standard Deviation | 0.68 |

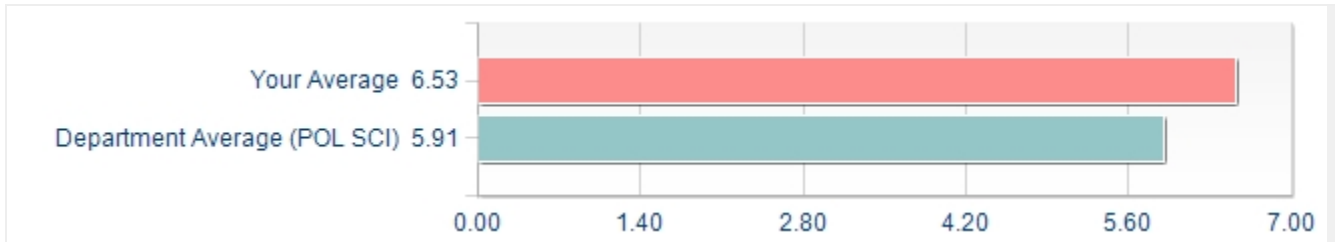
The instructor encouraged student questions and participation



| Options | Count | Percentage |
|--------------|-------|------------|
| 1-Not at all | 0 | 0.00% |
| 2 | 0 | 0.00% |
| 3 | 0 | 0.00% |
| 4-Somewhat | 1 | 5.26% |
| 5 | 0 | 0.00% |
| 6 | 7 | 36.84% |
| 7-Very | 11 | 57.89% |

| Statistics | Value |
|--------------------|-------|
| Response Count | 19 |
| Mean | 6.47 |
| Median | 7.00 |
| Standard Deviation | 0.77 |

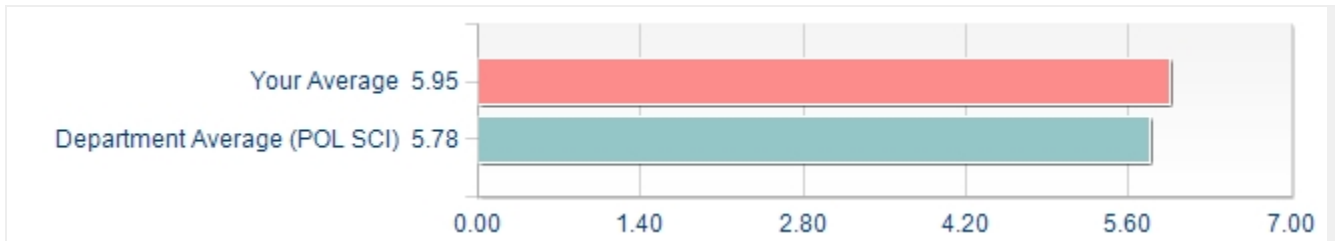
The course was effectively organized



| Options | Count | Percentage |
|--------------|-------|------------|
| 1-Not at all | 0 | 0.00% |
| 2 | 0 | 0.00% |
| 3 | 0 | 0.00% |
| 4-Somewhat | 1 | 5.26% |
| 5 | 1 | 5.26% |
| 6 | 4 | 21.05% |
| 7-Very | 13 | 68.42% |

| Statistics | Value |
|--------------------|-------|
| Response Count | 19 |
| Mean | 6.53 |
| Median | 7.00 |
| Standard Deviation | 0.84 |

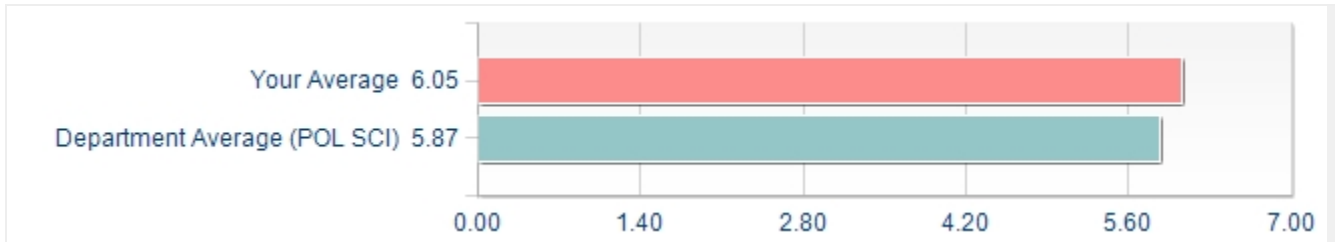
The course developed my abilities and skills for the subject



| Options | Count | Percentage |
|--------------|-------|------------|
| 1-Not at all | 0 | 0.00% |
| 2 | 0 | 0.00% |
| 3 | 0 | 0.00% |
| 4-Somewhat | 2 | 10.53% |
| 5 | 4 | 21.05% |
| 6 | 6 | 31.58% |
| 7-Very | 7 | 36.84% |

| Statistics | Value |
|--------------------|-------|
| Response Count | 19 |
| Mean | 5.95 |
| Median | 6.00 |
| Standard Deviation | 1.03 |

The course developed my ability to think critically about the subject



| Options | Count | Percentage |
|--------------|-------|------------|
| 1-Not at all | 0 | 0.00% |
| 2 | 0 | 0.00% |
| 3 | 0 | 0.00% |
| 4-Somewhat | 2 | 10.53% |
| 5 | 3 | 15.79% |
| 6 | 6 | 31.58% |
| 7-Very | 8 | 42.11% |

| Statistics | Value |
|--------------------|-------|
| Response Count | 19 |
| Mean | 6.05 |
| Median | 6.00 |
| Standard Deviation | 1.03 |

On average, how many hours per week have you spent on this course, including attending classes, doing readings, reviewing notes, writing papers, and any other course-related work?

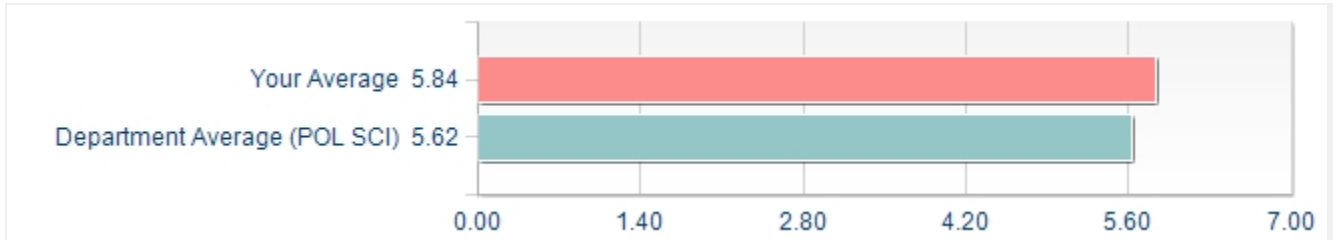
| Options | Count | Percentage |
|--------------|-------|------------|
| 3 or Fewer | 1 | 5.26% |
| 4-6 | 9 | 47.37% |
| 7-9 | 4 | 21.05% |
| 10-12 | 5 | 26.32% |
| 13-15 | 0 | 0.00% |
| 16-18 | 0 | 0.00% |
| More than 18 | 0 | 0.00% |

| Statistics | Value |
|--------------------|-------|
| Response Count | 19 |
| Mean | 2.68 |
| Median | 2.00 |
| Standard Deviation | 0.95 |

How many class (or section) sessions did you attend?

| Options | Count | Percentage |
|-----------------|-------|------------|
| None | 0 | 0.00% |
| Fewer than half | 0 | 0.00% |
| About half | 1 | 5.26% |
| More than half | 7 | 36.84% |
| All | 11 | 57.89% |

How satisfied were you with your effort in this course?



| Options | Count | Percentage |
|--------------|-------|------------|
| 1-Not at all | 0 | 0.00% |
| 2 | 0 | 0.00% |
| 3 | 0 | 0.00% |
| 4-Somewhat | 2 | 10.53% |
| 5 | 4 | 21.05% |
| 6 | 8 | 42.11% |
| 7-Very | 5 | 26.32% |

| Statistics | Value |
|--------------------|-------|
| Response Count | 19 |
| Mean | 5.84 |
| Median | 6.00 |
| Standard Deviation | 0.96 |

INSTRUCTOR PROVIDED QUESTIONS (CUSTOM): If any rating questions appear in this section, they were created by you. If blank, you did not add any custom items to your evaluation. These are viewable only by you and not accessible by other report viewers in your department.

OPEN ENDED QUESTIONS (QUALITATIVE)

DEPARTMENT PROVIDED QUESTIONS: Questions in this section were selected by your department for inclusion on this evaluation.

What advice would you give to another student who is considering taking this course?

Comments

If you would like to learn more about the US political system, this is an incredible class for you to take.

Keep up with the material and don't wait till the week before midterms/finals to review everything.

Go to lecture

Utilize your GSI, mine was super helpful provided extensive class notes and consistently available to meet. Also very supportive in political science endeavors.

Don't procrastinate and stay on top of the readings and the lectures.

As long as you listen you'll do great!

Going to discussion section helped me understand topics covered in lecture.

Be prepared to memorize a lot.

The GSI you get matters more than the professor. Most kids I know found the lectures to be useless, but having a great GSI helped a lot. Other advice would be to talk to other students taking the course because before I did that I felt I was missing something, as I wasn't getting much out of lecture and a lot out of section; apparently, most others felt that way too.

Go to section!

It's worth getting up for the 8AM to have Carlos, he's great.

Read

Please identify the strengths of this GSI and the discussion section.

| Comments |
|---|
| The GSI has done exceptional in teaching the course material over the past semester. |
| They're very organized and they helped explain the concepts that I didn't get understand from lecture. |
| Carlos is the best GSI I have ever had. Every week very prepared and very time efficient. Cares a lot about the success of his students and it shows and pays off. |
| Very responsive to emails and questions, very approachable and easy to follow |
| <ul style="list-style-type: none">-Great reviewer-Explains key concepts well-Very thorough-Explains political science principles well-Organized-Informative, engaging-Very attentive, very helpful with essays-Very helpful with midterms and finals, always hosting review sessions |
| This GSI is the best!! He is so helpful, funny, and intelligent. |
| He was very organized and was always ready to help his students learn and develop a clear understanding of the course content. Also very knowledgeable himself, apart from being accessible and caring. |
| Strengths in explaining confusing terms. |
| Really good explanations and examples. Good at giving examples for both parties, doesn't favor one party over the other. Really flexible. |
| Quick with grading, very on top of helping with concepts and notes, great feedback on essays and midterm. |
| Really good notes and clarification of topics |
| Carlos spent sufficient amount of time clarifying complex topics and information discussed in lecture and in the readings, which made learning American politics a lot more enjoyable and understandable. He took the time to make section notes and prepare materials for his section students' benefits, and was always open to feedback on how to improve or how to provide additional ways to help with cognizance of subject matter. I felt like I could immediately see the connections between materials taught in lecture to those in discussion. |
| Carlos presented the material clearly and in an organized fashion. He created discussions that were interactive, played videos, and lectured. At no point did I feel uncomfortable asking Carlos questions about areas that were unclear and he was always happy to help. |
| Very organized yet chill with deadlines, grades quickly, very accessible, prepares lots of notes and resources. |
| Great at explaining |

Please identify areas where the GSI's performance and/or the discussion section could be improved.

| Comments |
|---|
| I have no complaints. |
| Maybe, cover more concepts from different chapters within one section instead of spreading them throughout the course, so we can cover more material faster and more efficiently. |
| Nowhere. |
| Maybe consistency with feedback |
| Very little, superb job. Maybe more political science stimulus to engage more outside of class, but beside that discussion has been super helpful. |
| n/a |
| He could work on his lectures, as they may be a bit hard to understand at times. |
| Could talk slightly slower. |
| Talks somewhat fast, other than that he's great |
| Everything was great (except it being an 8AM). |
| If it weren't at 8AM it would be perfect. |
| Might want to talk just a little bit slower |

INSTRUCTOR PROVIDED QUESTIONS (CUSTOM): If any open-ended questions appear in this section, they were created by you. If blank, you did not add any custom items to your evaluation. These are viewable only by you and not accessible by other report viewers in your department.