



Schmidt Padilla, Carlos (POL SCI 1 DIS 101 INTRO AMERICAN POL) - Fa 2016 (Instructor Version)

Fall 2016 Evaluations

Project Audience 27

Responses Received 23

Response Ratio 85.19%

Subject Details

Name	POL SCI 1 DIS 101 INTRO AMERICAN POL
DEPT_NAME	POL SCI
EVALUATION_TYPE	G
First Name	Carlos
Last Name	Schmidt Padilla

Creation Date Sat, Mar 11, 2017

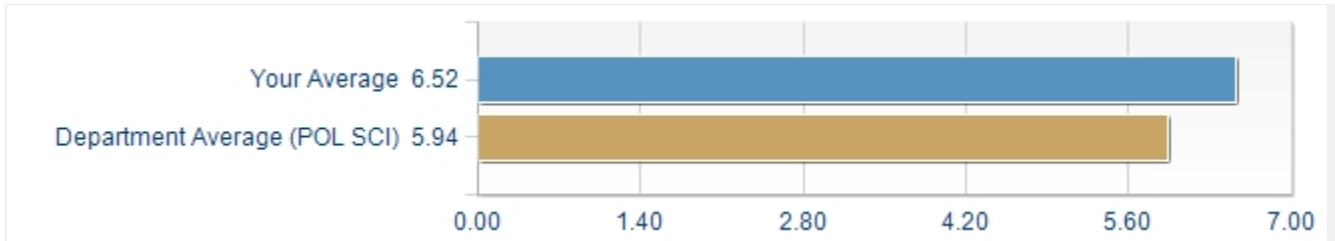


FOR YOUR INFORMATION: Please note that "Department Average" for each rating question is calculated using all sections in your department. This may include both Faculty and GSIs depending on whether the department has selected a question item to be used for both.

RATING QUESTIONS (QUANTITATIVE)

UNIVERSITY WIDE QUESTIONS: The quantitative items in this section are asked across all courses at Berkeley.

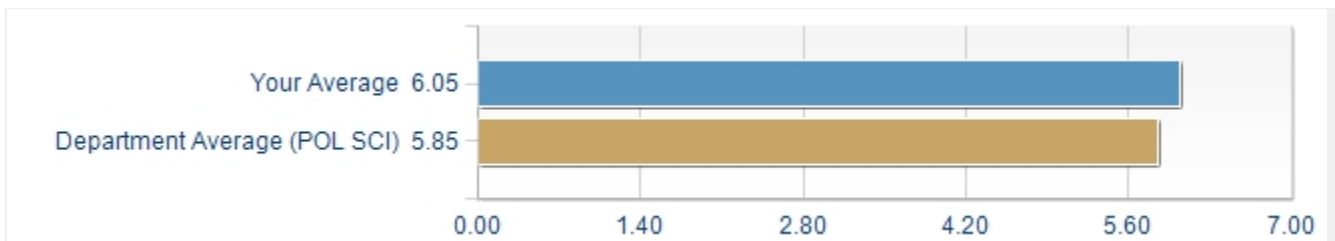
Considering both the limitations and possibilities of the subject matter and the course, how would you rate the overall effectiveness of this graduate student instructor?



Options	Count	Percentage
1-Not at all Effective	0	0.00%
2	0	0.00%
3	0	0.00%
4-Moderately Effective	0	0.00%
5	2	8.70%
6	7	30.43%
7-Extremely Effective	14	60.87%

Statistics	Value
Response Count	23
Mean	6.52
Median	7.00
Standard Deviation	0.67

Considering both the limitations and possibilities of the subject matter and the course, how would you rate the overall effectiveness of this course?

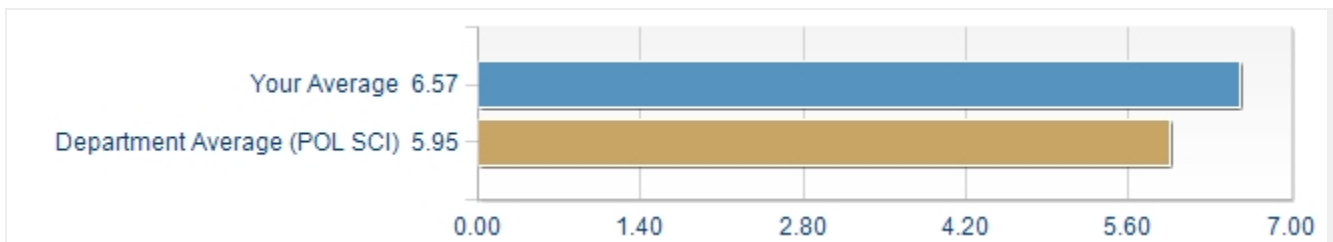


Options	Count	Percentage
1-Not at all Effective	0	0.00%
2	0	0.00%
3	0	0.00%
4-Moderately Effective	0	0.00%
5	4	18.18%
6	13	59.09%
7-Extremely Effective	5	22.73%

Statistics	Value
Response Count	22
Mean	6.05
Median	6.00
Standard Deviation	0.65

DEPARTMENT PROVIDED RATING QUESTIONS: Questions in this section were selected by your department for inclusion on this evaluation.

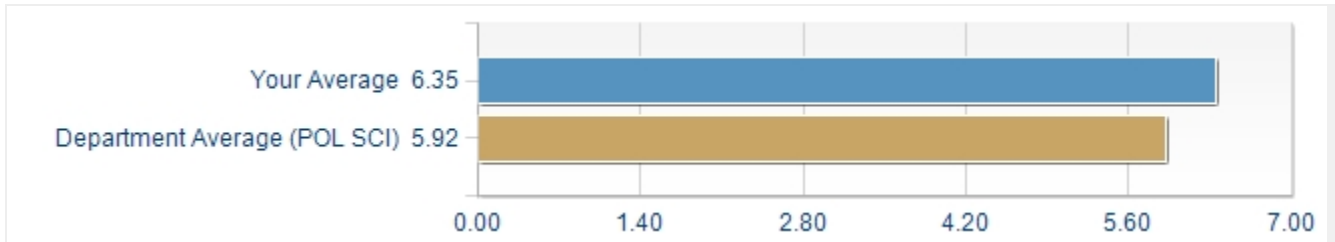
The instructor presented content in an organized manner



Options	Count	Percentage
1-Not at all	0	0.00%
2	0	0.00%
3	0	0.00%
4-Somewhat	0	0.00%
5	2	8.70%
6	6	26.09%
7-Very	15	65.22%

Statistics	Value
Response Count	23
Mean	6.57
Median	7.00
Standard Deviation	0.66

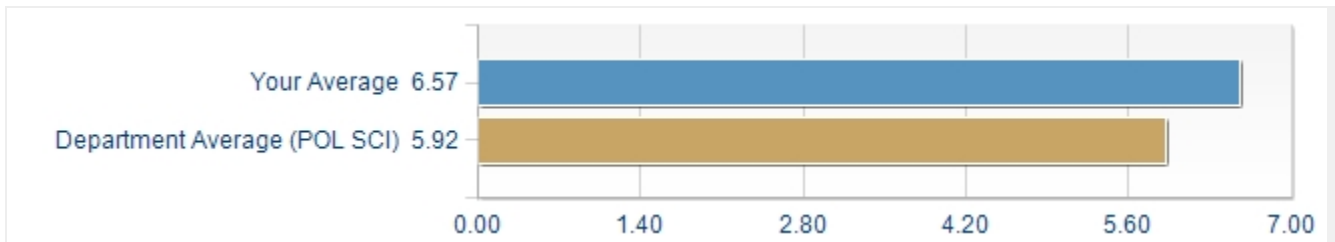
The instructor explained concepts clearly



Options	Count	Percentage
1-Not at all	0	0.00%
2	0	0.00%
3	0	0.00%
4-Somewhat	0	0.00%
5	4	17.39%
6	7	30.43%
7-Very	12	52.17%

Statistics	Value
Response Count	23
Mean	6.35
Median	7.00
Standard Deviation	0.78

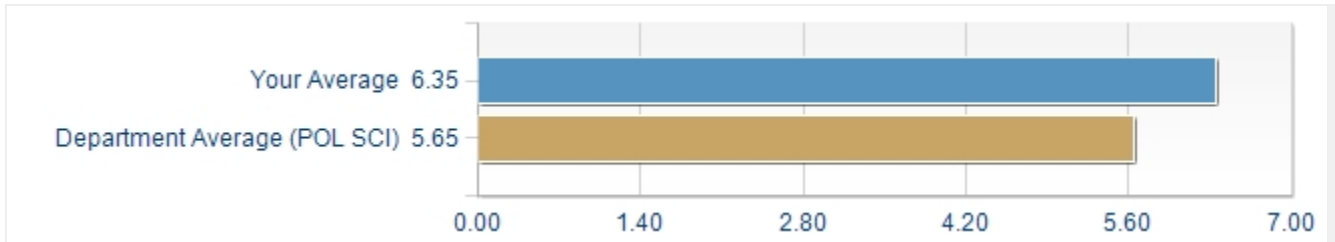
The instructor was helpful when I had difficulties or questions



Options	Count	Percentage
1-Not at all	0	0.00%
2	0	0.00%
3	0	0.00%
4-Somewhat	0	0.00%
5	2	8.70%
6	6	26.09%
7-Very	15	65.22%

Statistics	Value
Response Count	23
Mean	6.57
Median	7.00
Standard Deviation	0.66

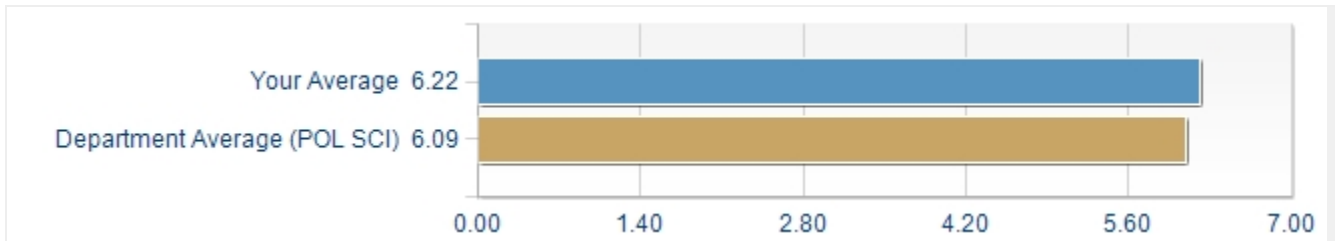
The instructor provided clear constructive feedback



Options	Count	Percentage
1-Not at all	0	0.00%
2	0	0.00%
3	0	0.00%
4-Somewhat	1	4.35%
5	3	13.04%
6	6	26.09%
7-Very	13	56.52%

Statistics	Value
Response Count	23
Mean	6.35
Median	7.00
Standard Deviation	0.88

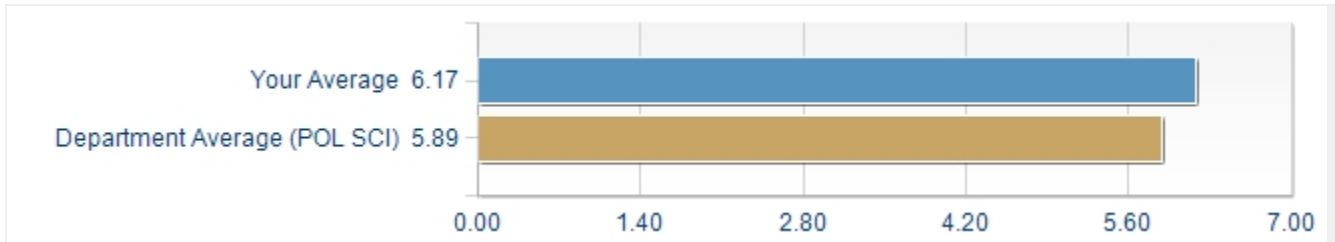
The instructor encouraged student questions and participation



Options	Count	Percentage
1-Not at all	0	0.00%
2	0	0.00%
3	0	0.00%
4-Somewhat	1	4.35%
5	4	17.39%
6	7	30.43%
7-Very	11	47.83%

Statistics	Value
Response Count	23
Mean	6.22
Median	6.00
Standard Deviation	0.90

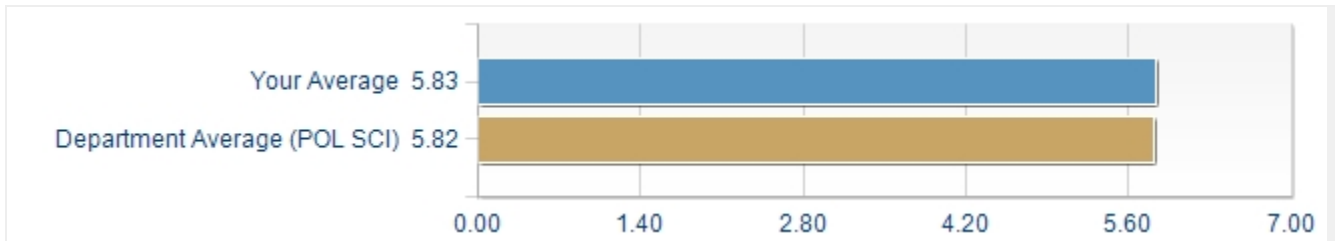
The course was effectively organized



Options	Count	Percentage
1-Not at all	0	0.00%
2	0	0.00%
3	0	0.00%
4-Somewhat	1	4.35%
5	1	4.35%
6	14	60.87%
7-Very	7	30.43%

Statistics	Value
Response Count	23
Mean	6.17
Median	6.00
Standard Deviation	0.72

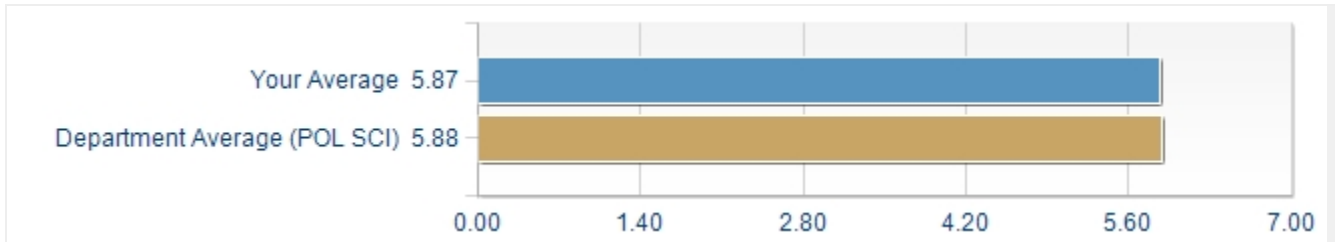
The course developed my abilities and skills for the subject



Options	Count	Percentage
1-Not at all	0	0.00%
2	0	0.00%
3	0	0.00%
4-Somewhat	1	4.35%
5	6	26.09%
6	12	52.17%
7-Very	4	17.39%

Statistics	Value
Response Count	23
Mean	5.83
Median	6.00
Standard Deviation	0.78

The course developed my ability to think critically about the subject



Options	Count	Percentage
1-Not at all	0	0.00%
2	0	0.00%
3	0	0.00%
4-Somewhat	0	0.00%
5	7	30.43%
6	12	52.17%
7-Very	4	17.39%

Statistics	Value
Response Count	23
Mean	5.87
Median	6.00
Standard Deviation	0.69

On average, how many hours per week have you spent on this course, including attending classes, doing readings, reviewing notes, writing papers, and any other course-related work?

Options	Count	Percentage
3 or Fewer	1	4.35%
4-6	12	52.17%
7-9	5	21.74%
10-12	5	21.74%
13-15	0	0.00%
16-18	0	0.00%
More than 18	0	0.00%

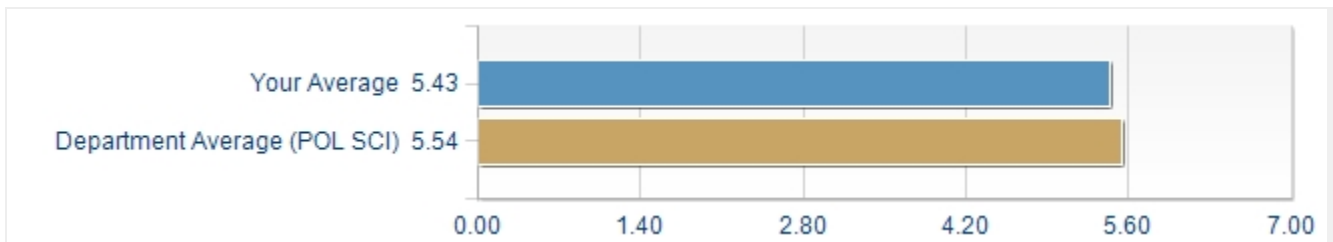
Statistics	Value
Response Count	23
Mean	2.61
Median	2.00
Standard Deviation	0.89

How many class sessions did you attend?

Options	Count	Percentage
None	0	0.00%
Fewer than half	0	0.00%
About half	0	0.00%
More than half	13	56.52%
All	10	43.48%

Statistics	Value
Response Count	23
Mean	4.43
Median	4.00
Standard Deviation	0.51

How satisfied were you with your effort in this course?



Options	Count	Percentage
1-Not at all	0	0.00%
2	0	0.00%
3	1	4.35%
4-Somewhat	1	4.35%
5	9	39.13%
6	11	47.83%
7-Very	1	4.35%

Statistics	Value
Response Count	23
Mean	5.43
Median	6.00
Standard Deviation	0.84

INSTRUCTOR PROVIDED QUESTIONS (CUSTOM): If any rating questions appear in this section, they were created by you. If blank, you did not add any custom items to your evaluation. These are viewable only by you and not accessible by other report viewers in your department.

OPEN ENDED QUESTIONS (QUALITATIVE)

DEPARTMENT PROVIDED QUESTIONS: Questions in this section were selected by your department for inclusion on this evaluation.

What advice would you give to another student who is considering taking this course?

Comments
be prepared for all the readings
Focus on the non-textbook readings.
Carlos is a great GSI, probably the best one I've had at Berkeley.
Lecture is interesting and enjoyable but not necessary to do well in the class.
Read the readings and ask questions if you really want to understand the material.
I would say that although the reading are overlooked they really help in understanding the concepts in lecture and are essential to success in exams and essays.
go to office hours
Make sure to participate in class discussions.
Be prepared to read.
To keep up with the readings
Go to class
Go to/participate in section as it is very helpful

Please identify the strengths of this GSI and the discussion section.

Comments
He was always super nice and willing to give feedback. He also had very helpful review sessions for the midterm.
organized, engaged, clear
Really helpful when studying for the midterm/final.
He is extremely organized, and really helps with understanding the important concepts of this course.
amazing section notes and ability to stay awake so early. very quick grader.
The GSI is very helpful and consistently makes himself available for the students. He is also very kind and it can be clearly seen that he has passion for the topic.
He was willing to display great effort to help the class.
passionate about subject
Extremely helpful at preparing students for tests as well as providing an in-depth understanding of the material.
Very helpful GSI. Is willing to go the extra mile to help you. Clearly spends a lot of time attempting to prepare us for the final and midterm. Always responds with constructive criticism in a timely manner. I wish my instructors cared/helped me as much as he does.
Very engaging and helpful. Takes a genuine vested interest in his students learning and education
I think that he is effective at condensing all of the information and dividing up class time
Organization and encouragement of participation
He is very enthusiastic and prepares well for exams.

Please identify areas where the GSI's performance and/or the discussion section could be improved.

Comments
already great
Grading was a little wonky.
N/A
to get students involved but thats because we are so lazy and slow in the morning
It would have benefitted the class for the GSI to speak slower.
His grading was strange and he often goes too fast or loses track of where he is in his lecture
could be clearer on what he is looking for on papers and tests
Encouraging students to participate more in class discussions.
He's a little fast in discussion but we vocalized that early on. He made a quick change.
More discussion of the paper topics
Slowing down a little
Delve more into the topics

INSTRUCTOR PROVIDED QUESTIONS (CUSTOM): If any open-ended questions appear in this section, they were created by you. If blank, you did not add any custom items to your evaluation. These are viewable only by you and not accessible by other report viewers in your department.